


STACKING GUIDELINES

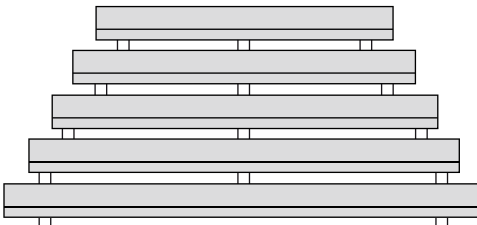
Timber bearers should be placed on firm level ground. There must be no central timber on the bottom row. Incorrect stacking will result in excessive camber and possibly broken beams.



✓ CORRECT

Beams of similar length
Timber supports in line
Timbers positioned no more than 200mm (8") from the end

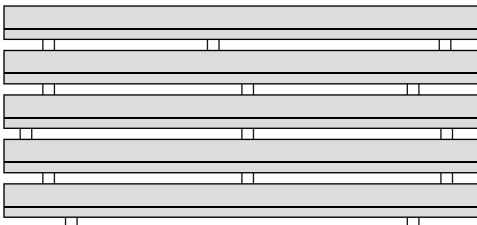
No central timber under bottom row



✓ CORRECT

Beams stacked in pyramid fashion

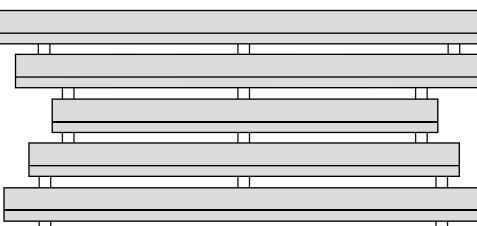
No central timber under bottom row



✗ INCORRECT

Timber supports not in line
These beams will crack at this point

No central timber under bottom row



✗ INCORRECT

Longer beams overhanging beams below
Danger to pedestrians
Abnormal loadings on beams below

No central timber under bottom row